



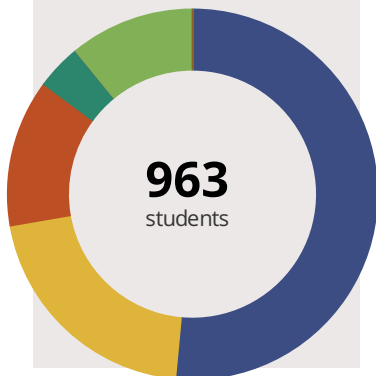
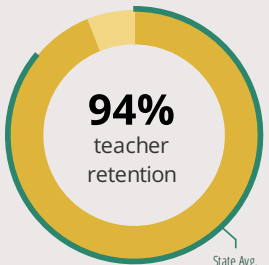
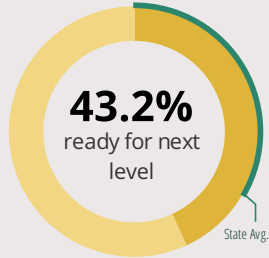
# GWENDOLYN BROOKS MIDDLE SCHOOL

325 S KENILWORTH AVE OAK PARK, IL 60302 3597 (708) 524-3050

Grades: 6-8  
District: OAK PARK ESD 97

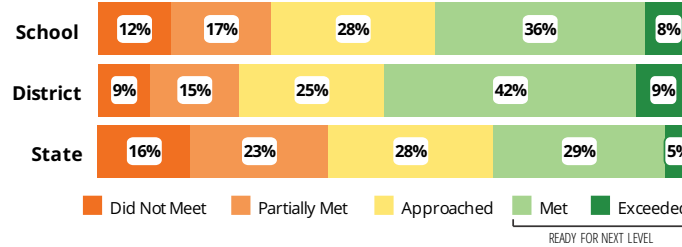
Principal: Ms. April Capuder  
Superintendent: Dr. Carol Kelley

## FAST FACTS



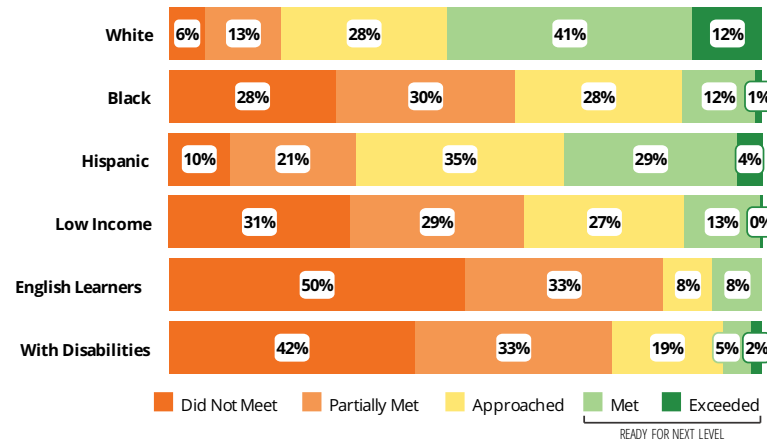
## Academic Success

Middle All Illinois students in grades 3-8 take the PARCC assessment each year. High school students take the SAT in Math and English Language Arts.



## Success by Student Group

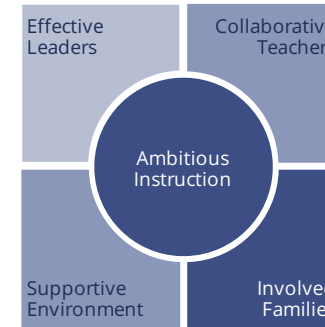
This display shows PARCC performance levels for each student group. No data is shown for groups with fewer than 10 students.



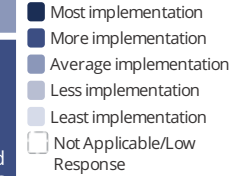
## Student Characteristics

White	52%	Low Income	20%
Black	21%	English Learners	1%
Hispanic	13%	With Disabilities	14%
Asian	4%	Homeless	1%
American Indian	0%		
Two or More Races	11%		
Pacific Islander	0%		

## School Environment



The **5Essentials Survey** allows students in grades 6-12 and all teachers to share their perspectives on essential conditions for learning. The anonymous survey consists of 5 components.



### Response Rates

Students	98%
Teachers	94%

- Less Effective Leaders**  
Do principals and teachers implement a shared vision for success?
- Average Collaborative Teachers**  
Do teachers collaborate to promote professional growth?
- More Ambitious Instruction**  
Are the classes challenging and engaging?
- Average Supportive Environment**  
Is the school safe, demanding, and supportive?
- More Involved Families**  
Does the entire staff build strong external relationships?

## Student Attendance and Mobility

### Attendance Rate

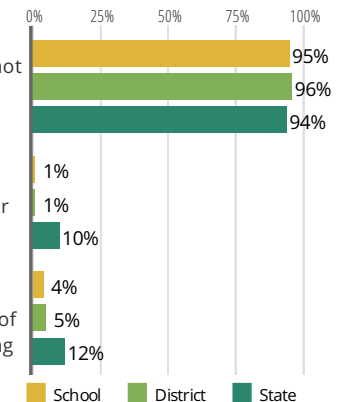
Rate at which students are present at school, not including excused or unexcused absences

### Chronic Truancy Rate

Percentage of students who have been absent without valid reasons for 5% or more of regular school days

### Student Mobility

Percentage of students who transfer in or out of the school during the school year, not including graduates





# GWENDOLYN BROOKS MIDDLE SCHOOL

## School Highlights

### Academic Courses

Art History, Band, Choir, French I-III, Guitar, Home Economics/Family and Consumer Science, Local History, Newspaper/Yearbook, Orchestra, Spanish I-III, Theater

### Physical Education, Health and Wellness

Health Education Courses, Nutrition, Weight Lifting/Toning

### Other Programs and Activities

Drama/Theatre, Homework Club, Student Council/Government, Writer's Workshop, Yearbook Club

### School Awards

### Career Development Courses and Programs

### Athletics

Boy's Basketball, Boy's Track & Field, Boy's Volleyball, Girl's Basketball, Girl's Cross Country, Girl's Track & Field

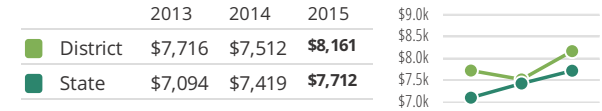
### School Personnel Resources

Bilingual Education Teacher, School Nurse, School Psychologist, School Social Worker, Special Education Teacher, Speech Language Pathologist-non teaching

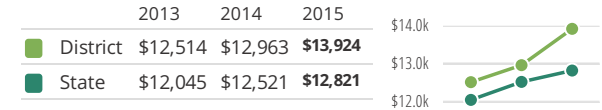
### Facilities

## District Finance

**Instructional Spending per Pupil** includes only the activities directly dealing with the teaching of students or the interaction between teachers and students.



**Operational Spending per Pupil** includes all costs for overall operations in this school's district, including Instructional Spending, but excluding summer school, adult education, capital expenditures, and long-term debt payments.



## Educator Measures

This school has had **2 principal(s)** over the past 6 years. In the last three years, an average of **94% of teachers** return to this school each year.

## FOR MORE INFORMATION

Visit [IllinoisReportCard.com](http://IllinoisReportCard.com) to see additional details about each item of information for this school. There you will find charts spanning multiple years, detailed explanations, resources, more of the school's programs and activities, and powerful tools that let you dig deeper into data.

Most of this data has been collected by ISBE from school districts through data systems. Some information, such as the School Highlights, is entered directly by principals and can be updated throughout the year.