



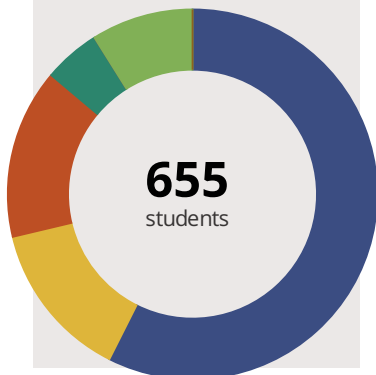
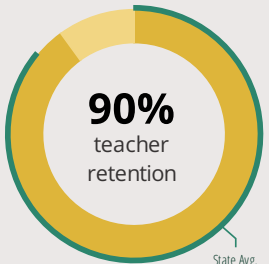
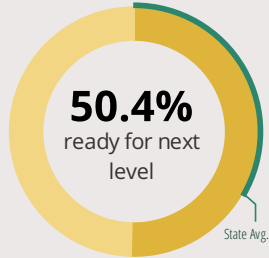
ABRAHAM LINCOLN ELEM SCHOOL

1111 S GROVE AVE OAK PARK, IL 60304 1908 (708) 524-3110

Grades: K-5
District: OAK PARK ESD 97

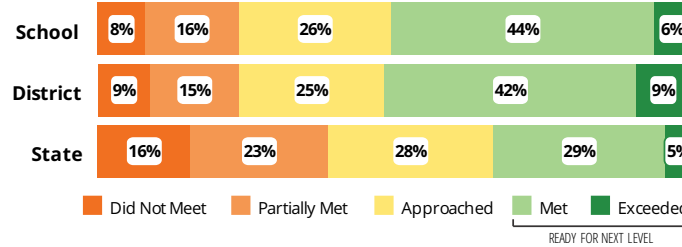
Principal: Dr.Lisa Carlos
Superintendent: Dr.Carol Kelley

FAST FACTS



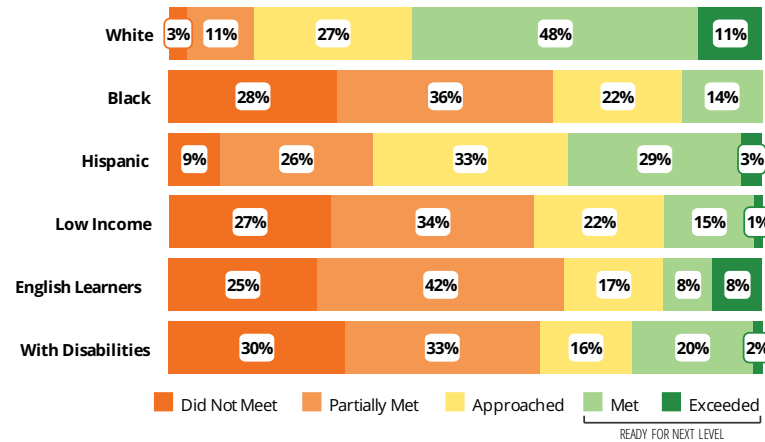
Academic Success

Elementary All Illinois students in grades 3-8 take the PARCC assessment each year. High school students take the SAT in Math and English Language Arts.



Success by Student Group

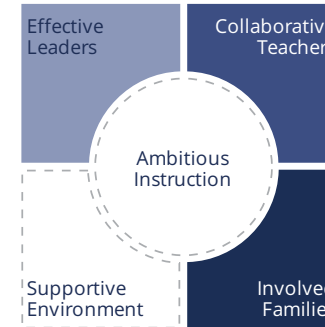
This display shows PARCC performance levels for each student group. No data is shown for groups with fewer than 10 students.



Student Characteristics

White	58%	Low Income	15%
Black	14%	English Learners	5%
Hispanic	15%	With Disabilities	15%
Asian	5%	Homeless	0%
American Indian	0%		
Two or More Races	9%		
Pacific Islander	0%		

School Environment



The **5Essentials Survey** allows students in grades 6-12 and all teachers to share their perspectives on essential conditions for learning. The anonymous survey consists of 5 components.

- Most implementation
- More implementation
- Average implementation
- Less implementation
- Least implementation
- Not Applicable/Low Response

Response Rates

Students	-
Teachers	72%

Average Effective Leaders

Do principals and teachers implement a shared vision for success?

More Collaborative Teachers

Do teachers collaborate to promote professional growth?

Ambitious Instruction

Are the classes challenging and engaging?

Supportive Environment

Is the school safe, demanding, and supportive?

Most Involved Families

Does the entire staff build strong external relationships?

Student Attendance and Mobility

Attendance Rate

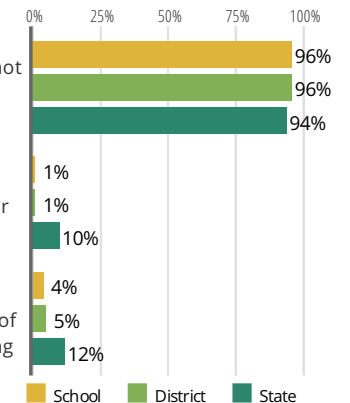
Rate at which students are present at school, not including excused or unexcused absences

Chronic Truancy Rate

Percentage of students who have been absent without valid reasons for 5% or more of regular school days

Student Mobility

Percentage of students who transfer in or out of the school during the school year, not including graduates





ABRAHAM LINCOLN ELEM SCHOOL

School Highlights

Academic Courses

Foreign Language in the Elementary Schools (FLES) Spanish, Spanish Immersion (K-5), World Languages-Spanish, French, German, Chinese, Japanese

Physical Education, Heath and Wellness

Girls on the Run, Girls on the run, Trekkers-Walk/Run Program, Trekkers-Walk/Run Program, Wellness Committee-Food Tastings

Other Programs and Activities

Art Club, Art Start Program, Band, Book Buddies, Challenge Classes, Chess, Chess Club, Chorus, Geography Bee, Girls On The Run, Homework Club, Homework Club, Latin American Folk Dance, Latin American Folk Dance, Learning Goals/Fair, Legacy Sports, Mad Science, Mad Science, Math Competitions, Math/Reading Skills Classes, Nature Center-Outdoor Classroom, Orchestra, Outdoor Education, Reading Clubs, Reading Olympics, School Garden, Service Team, Spell Check, Student Council/Government, Technolog...

School Awards

Golden Apple-Honors Marvin Childress, Teacher, Golden Apple-Honors-Elizabeth Chase Vivas, Teacher, Those Who Excel-Award of Excellence-Catherine Hamilton, Principal, Village of Oak Park honors Joanne Lowry, Admin. Asst. Lunch compost program

Career Development Courses and Programs

Athletics

Boy's Basketball, Fun Run, Girl's Basketball, Girls on the Run, Trekkers-Walk/Run Program, Turkey Trot

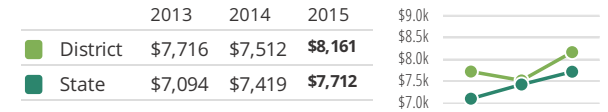
School Personnel Resources

Bilingual Education Teacher, Paraprofessional, School Social Worker, Special Education Teacher, Speech Language Pathologist-non teaching

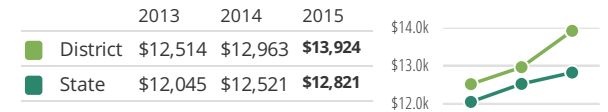
Facilities

District Finance

Instructional Spending per Pupil includes only the activities directly dealing with the teaching of students or the interaction between teachers and students.



Operational Spending per Pupil includes all costs for overall operations in this school's district, including Instructional Spending, but excluding summer school, adult education, capital expenditures, and long-term debt payments.



Educator Measures

This school has had **1 principal(s)** over the past 6 years. In the last three years, an average of **90% of teachers** return to this school each year.

FOR MORE INFORMATION

Visit IllinoisReportCard.com to see additional details about each item of information for this school. There you will find charts spanning multiple years, detailed explanations, resources, more of the school's programs and activities, and powerful tools that let you dig deeper into data.

Most of this data has been collected by ISBE from school districts through data systems. Some information, such as the School Highlights, is entered directly by principals and can be updated throughout the year.