



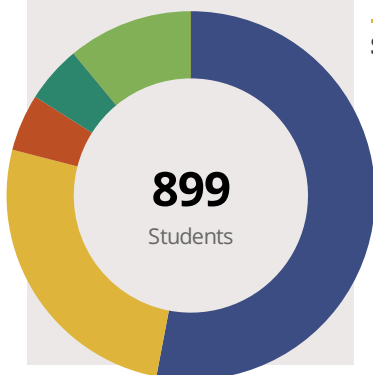
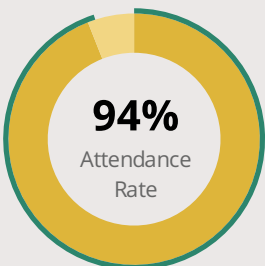
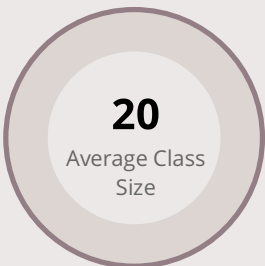
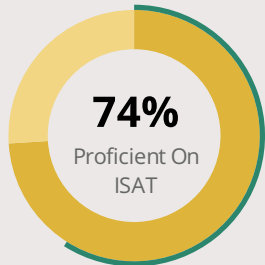
# GWENDOLYN BROOKS MIDDLE SCHOOL

325 S KENILWORTH AVE OAK PARK, IL 60302 3597 (708) 524-3050

Grades: 6-8  
District: OAK PARK ESD 97

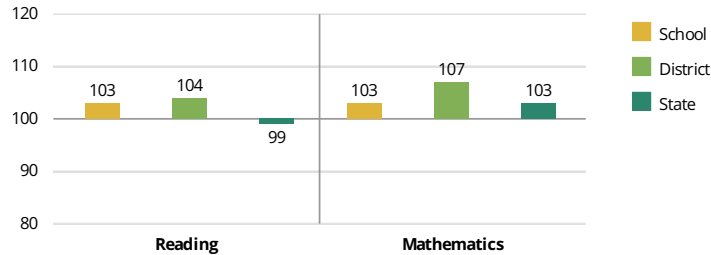
Principal: Mr. Michael Michowski  
Superintendent: Dr. Albert Roberts

## FAST FACTS



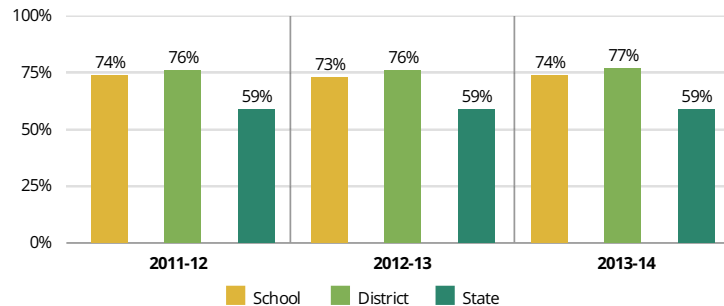
## Academic Growth

To measure the amount of academic growth a school's students demonstrate, Illinois compares students' performance on the ISAT from one year to the next. Scores over 100 indicate that students are improving relative to their grade level, for example by moving from Below Standards to Meets Standards.



## Academic Success

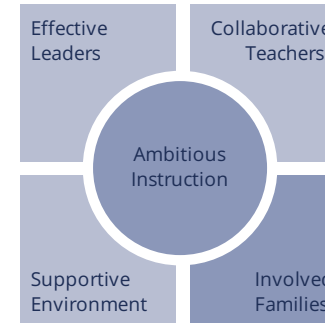
The percentage of students who meet or exceed standards on the Illinois Standards Achievement Test (ISAT).



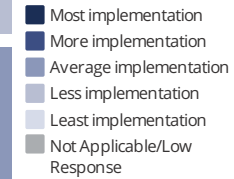
## Student Characteristics

White	53%	Low Income	28%
Black	26%	English Learners	1%
Hispanic	5%	With Disabilities	17%
Asian	5%	Homeless	2%
American Indian	0%		
Two or More Races	11%		
Pacific Islander	0%		

## School Environment



The **5Essentials Survey** allows students in grades 6-12 and all teachers to share their perspectives on essential conditions for learning. The anonymous survey consists of 5 components.



### Response Rates

Students	<b>89%</b>
Teachers	<b>91%</b>

### Less Effective Leaders

Do principals and teachers implement a shared vision for success?

### Less Collaborative Teachers

Do teachers collaborate to promote professional growth?

### Average Ambitious Instruction

Are the classes challenging and engaging?

### Less Supportive Environment

Is the school safe, demanding, and supportive?

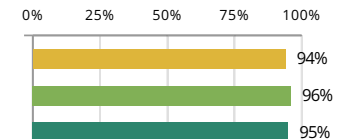
### Average Involved Families

Does the entire staff build strong external relationships?

## Student Attendance and Mobility

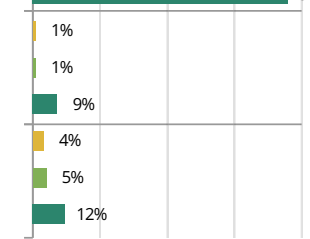
### Attendance Rate

Rate at which students are present, not including excused or unexcused absences



### Chronic Truancy Rate

Percentage of students who have been absent without valid reasons for 5% or more of regular school days



### Student Mobility

Percentage of students who transfer in or out of the school during the school year, not including graduates





# GWENDOLYN BROOKS MIDDLE SCHOOL

## School Highlights

### Academic Courses

Art History, Band, Choir, French I-III, Guitar, Home Economics/Family and Consumer Science, Local History, Newspaper/Yearbook, Orchestra, Spanish I-III, Theater

### Career Development Courses and Programs

### Physical Education, Health and Wellness

Health Education Courses, Nutrition, Weight Lifting/Toning

### Athletics

Boy's Basketball, Boy's Track & Field, Boy's Volleyball, Girl's Basketball, Girl's Cross Country, Girl's Track & Field

### Other Programs and Activities

Drama/Theatre, Homework Club, Student Council/Government, Writer's Workshop, Yearbook Club

### School Personnel Resources

Bilingual Education Teacher, School Nurse, School Psychologist, School Social Worker, Special Education Teacher, Speech Language Pathologist-non teaching

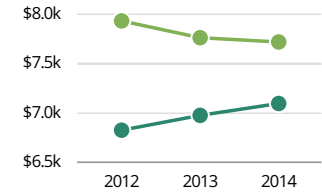
### School Awards

### Facilities

## District Finance

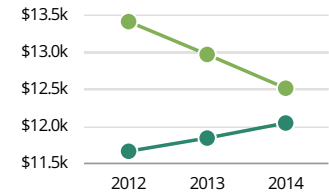
**Instructional Spending per Pupil** includes only the activities directly dealing with the teaching of students or the interaction between teachers and students.

	2012	2013	2014
District	\$7,929	\$7,759	<b>\$7,716</b>
State	\$6,824	\$6,974	<b>\$7,094</b>



**Operational Spending per Pupil** includes all costs for overall operations in this school's district, including Instructional Spending, but excluding summer school, adult education, capital expenditures, and long-term debt payments.

	2012	2013	2014
District	\$13,412	\$12,969	<b>\$12,514</b>
State	\$11,664	\$11,842	<b>\$12,045</b>



## Educator Measures

In the last six years, **2 principal(s)** have led this school. In the last three years, an average of **91% of teachers** return to this school from one year to the next.

Measures of teacher attendance and proficiency will be added to this report in 2015.

## FOR MORE INFORMATION

Visit [IllinoisReportCard.com](http://IllinoisReportCard.com) to see additional details about each item of information for this school. There you will find charts spanning multiple years, detailed explanations, resources, more of the school's programs and activities, and powerful tools that let you dig deeper into data.

Most of this data has been collected by ISBE from school districts through data systems. Some information, such as the School Highlights, is entered directly by principals and can be updated throughout the year.