



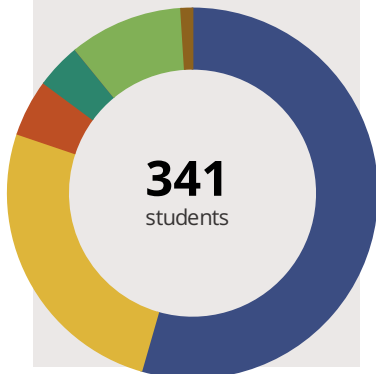
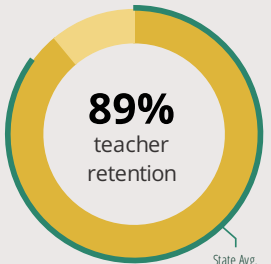
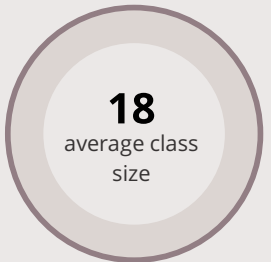
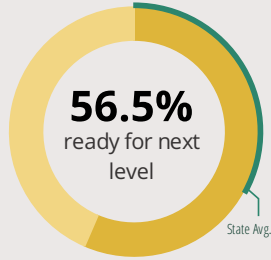
# WILLIAM HATCH ELEM SCHOOL

1000 N RIDGELAND AVE OAK PARK, IL 60302 1443 (708) 524-3095

Grades: P-5  
District: OAK PARK ESD 97

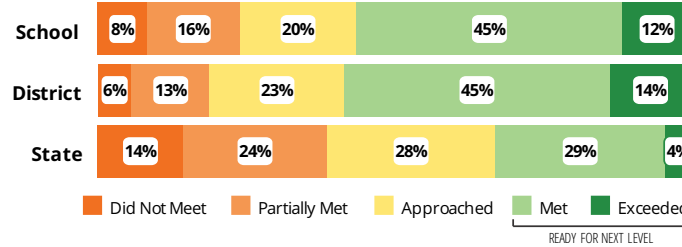
Principal: Sarah Mendez  
Superintendent: Dr. Carol Kelley

## FAST FACTS



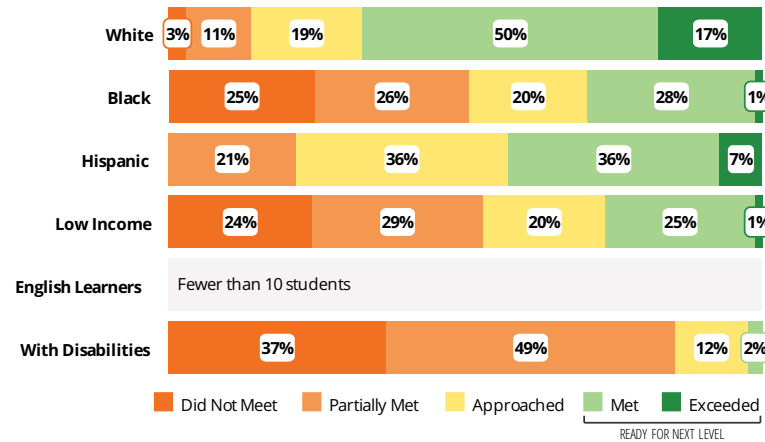
## Academic Success

Elementary All Illinois students in grades 3-8 take the PARCC assessment each year. High school students take the SAT in Math and English Language Arts.



## Success by Student Group

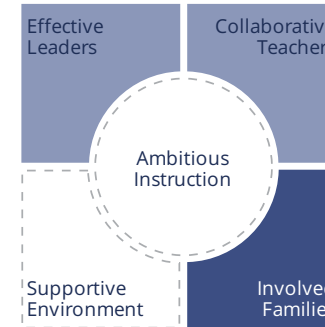
This display shows PARCC performance levels for each student group. No data is shown for groups with fewer than 10 students.



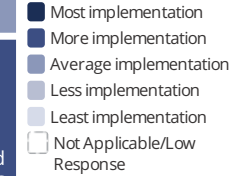
## Student Characteristics

White	55%	Low Income	23%
Black	26%	English Learners	0%
Hispanic	5%	With Disabilities	15%
Asian	4%	Homeless	1%
American Indian	0%		
Two or More Races	10%		
Pacific Islander	1%		

## School Environment



The **5Essentials Survey** allows students in grades 6-12 and all teachers to share their perspectives on essential conditions for learning. The anonymous survey consists of 5 components.



### Response Rates

Students	-
Teachers	72%

### Average Effective Leaders

Do principals and teachers implement a shared vision for success?

### Average Collaborative Teachers

Do teachers collaborate to promote professional growth?

### Ambitious Instruction

Are the classes challenging and engaging?

### Supportive Environment

Is the school safe, demanding, and supportive?

### More Involved Families

Does the entire staff build strong external relationships?

## Student Attendance and Mobility

### Attendance Rate

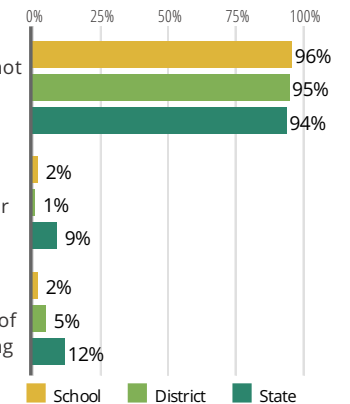
Rate at which students are present at school, not including excused or unexcused absences

### Chronic Truancy Rate

Percentage of students who have been absent without valid reasons for 5% or more of regular school days

### Student Mobility

Percentage of students who transfer in or out of the school during the school year, not including graduates





# WILLIAM HATCH ELEM SCHOOL

## School Highlights

### Academic Courses

We offer many classes during the school day and after school to meet the needs of our students. We have gifted and talented classes, Read-a-thon, Math-a-thon and Hatch After Hour classes to accelerate academic excellence. We have an organic garden, a zero waste program and 32 fruit trees to foster students' understand of the environment.

### Physical Education, Heath and Wellness

We continue to promote health and fitness through Tastings, Jump Rope for Heart Event, Walk to School Day, Fear Factor Event, Turkey Trot for grades 3-5, Jump Start Exercising before school. We continue to display bulletin boards that promote healthy eating, getting enough sleep, and the importance of daily exercise and hydration.

### Other Programs and Activities

Family Nights, Mentoring Program, PTO, School Improvement Team, Tutoring Program, Green Thumbs/ Green Team for our Organic Garden and Orchard, Art Club, Drama/Theatre, Chorus, Chess Club, Homework Club, Math-a-thon, Newspaper Club, Read-a-thon, Student Council, Hatch Hands for charities, Conga Club

### School Awards

Optimist Club: 1 winner, Scary Story Contest: 3 winners, US Math League: 7 winners, Reading Olympics: 3 winners, Design-An-Ad: 22 winners, Dr. Danny Davis Outstanding Educator Award: Sherita Lyles, IAHPERD Administrator Award: Sheila Carter, Those Who Excel Award of Recognition: Evan Jacobson:, Those Who Excel Award of Excellence: Sheila Carter.

### Career Development Courses and Programs

### Athletics

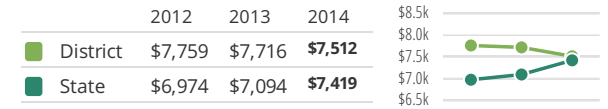
### School Personnel Resources

Bilingual Education Teacher, Librarian/Media Specialist, School Nurse, School Social Worker, Special Education Teacher, Speech Language Pathologist-non teaching

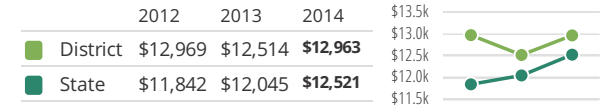
### Facilities

## District Finance

**Instructional Spending per Pupil** includes only the activities directly dealing with the teaching of students or the interaction between teachers and students.



**Operational Spending per Pupil** includes all costs for overall operations in this school's district, including Instructional Spending, but excluding summer school, adult education, capital expenditures, and long-term debt payments.



## Educator Measures

This school has had **1 principal(s)** over the past 6 years. In the last three years, an average of **89% of teachers** return to this school each year.

## FOR MORE INFORMATION

Visit [IllinoisReportCard.com](http://IllinoisReportCard.com) to see additional details about each item of information for this school. There you will find charts spanning multiple years, detailed explanations, resources, more of the school's programs and activities, and powerful tools that let you dig deeper into data.

Most of this data has been collected by ISBE from school districts through data systems. Some information, such as the School Highlights, is entered directly by principals and can be updated throughout the year.