





Learn97

# Parent Education

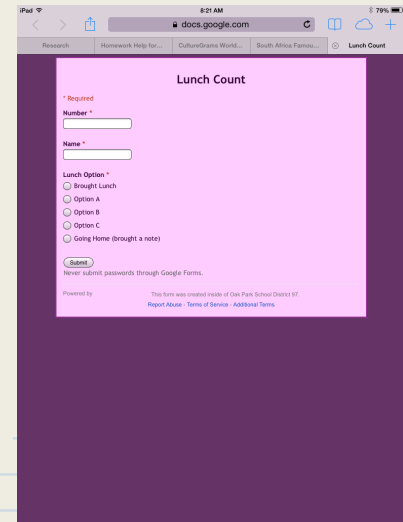
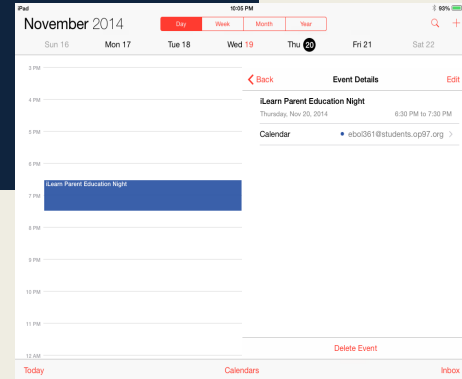


November 20, 2014 from 6:30-7:30 at Irving School

*A Day in the Life of  
Learning with the iPad*

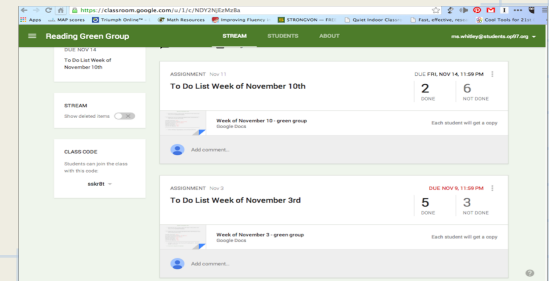
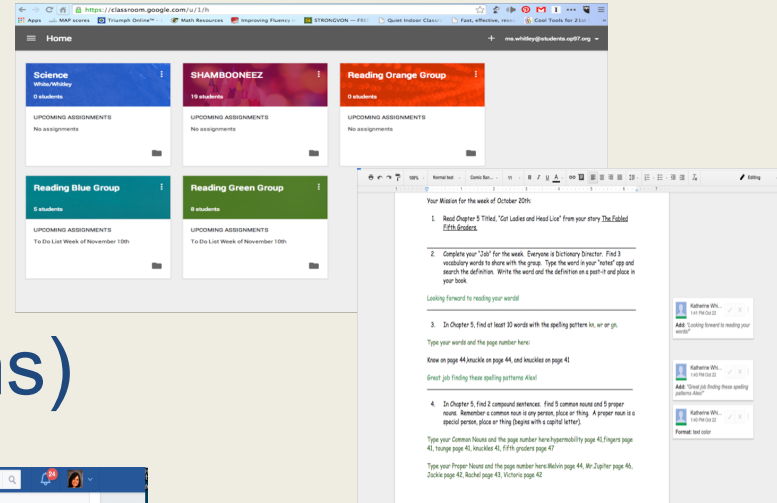
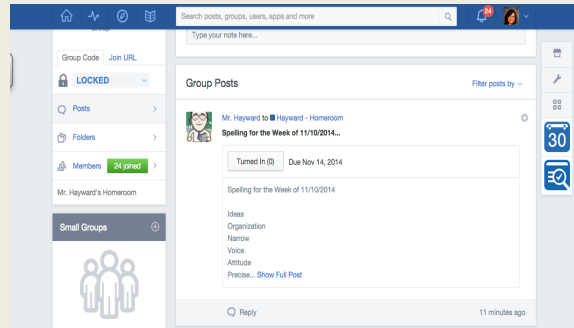
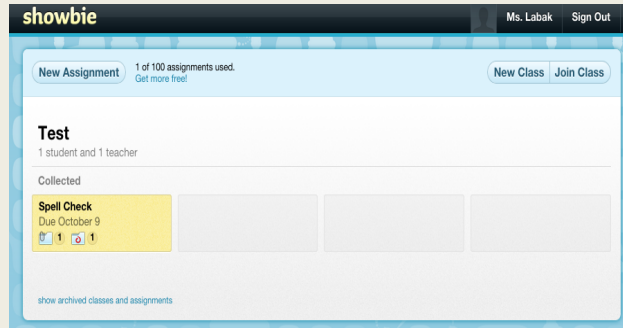
# Routines

- Lunch count
  - Google Forms
- Typing Practice
- Organizational Tools



# Sharing Assignments

- Showbie
- Google Docs/Classroom
- Edmodo
- Turn in Box (Google Forms)



# Creating Presentations

- Explain Everything
- Book Creator
- Keynote
- iMovie



iMovie



Book Creator



Explain Every...



Keynote



# Explain Everything Samples

## Explain Your Thinking Math

$$\begin{array}{r} 161 + 141 \\ 302 \times 24 \\ (24 \times 2) + (24 \times 30) \end{array}$$

## Vocabulary Work

### Homonym

Definition:  
Two words having same  
spelling ,but different meaning

Synonyms: different ,  
differ, and dislike.

Antonyms: same , similar,  
and alike.

Root= homon.

My friends  
homonym t  
know what



## 5th Grade Science Fair Project

# Book Creator Examples

*How  
Thunderstor  
ms Came to  
Be*



Funnie Bunnie And Friends!

By: A Fifth Grader



Solids

Trevor



Liam



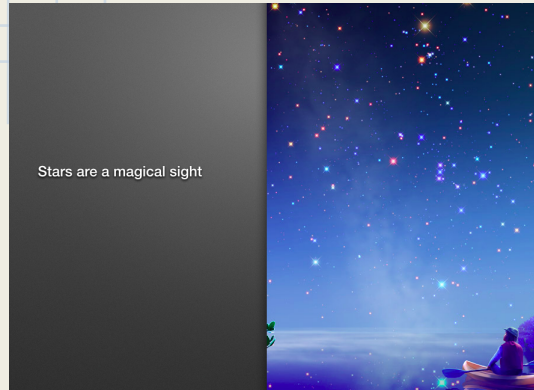
Hyacinth

Hudson

Will

Be

# Keynote Examples

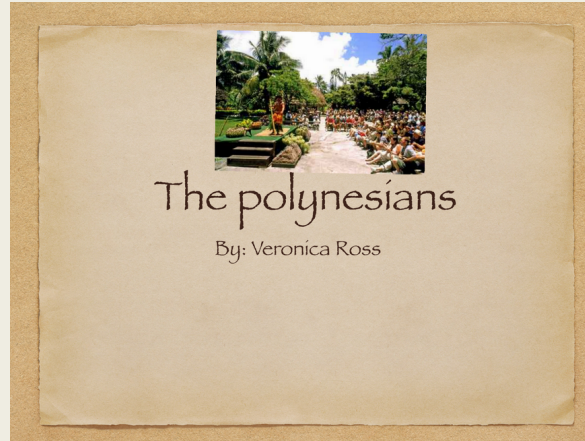
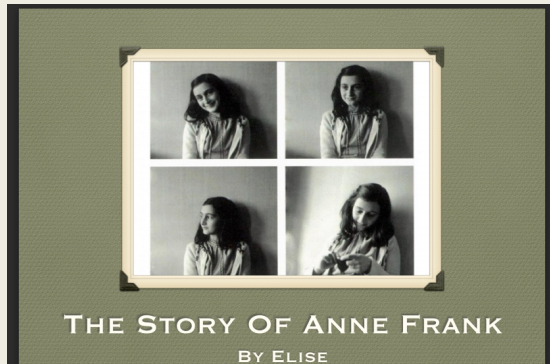


Stars

Research on  
Maya Angelou



Social Studies  
project



iPads- Tools for  
Learning


# iMovie Examples

MEET  
**THE NERVOUS SYSTEM**




# Research Process

- Google Docs
- Britannica and Britannica Image Quest (op97, learn)
- Oak Park Library Resources
- Easybib

iPad 

12:13 PM  
oppl.org


 32%

## PebbleGo Biographies

Featuring 12 main categories--from authors and athletes to presidents and scientists--PebbleGo Biographies includes both traditional biography subjects like George Washington and Harriet Tubman as well as less traditional biographies like Dr. Seuss, Louis Armstrong, and John Muir. Encompassing activities to teach students how to cite articles, create reports, and share what they've learned, PebbleGo Biographies is ideally suited for Pre-K through 3rd Grade researchers.


## PowerKids Life Science

For elementary school kids looking for science information--or science fair help and ideas!



## Primary Search

For kids, contains more than 80 popular elementary school magazines. Articles are assigned a reading level indicator (Lexiles). Also contains the American Heritage Children's Dictionary and thousands of photos, maps and flags.




## TrueFlix

Watch, read, and explore eBooks to hone literacy skills, build knowledge of subject-area content, and cultivate 21st Century skills through the inquiry process. Featuring online videos and other media types, leveled texts, voice-over reading features, and soft assessments for 3-5 graders.

## World Book Discover

For middle school and high school students, easy to read articles with a text-to-speech feature.






# Accessing Resources

## Search for OPPL Tools



Check Bookmarks in  
Safari

 **Elementary School**  
Online Catalog-Destiny  
Reading Olympics  
Research  
Tools  
Help Me Find a Book  
Awards  
Staff Contacts

---

Middle School

## Research

Ask your librarian for passwords to these research tools.



Visual Guide



# Writing Process

- Google Docs
- Pages
- Sharing
- Commenting
- Revision History

Halloween Night ——— Halloween

Night

It was a mysterious halloween night, d. Dark and scarry night. t on halloween m. My costume is dorthy my friend summer is a spider. -On halloween the goblens come out and scare the kids. I shouted summer!summer! where are you I was thinking to my self the big nasty gooy green floating goblins must have got her.

Just when I heard summer voice she said, the only way you can save me is whith that hidden ring at the cemetery under that fake plant you have to go get it tonight!Ok, I was walking to the cemetery I thought I felt someone or something behind me. As soon as I got the ring.

# Your Turn

**You're going to research and write a book about frogs.**

**Step 1:**

- **Research Frogs.**

- Search OPPL Tools on your iPad
- or go to Library Media Center, Research, and choose Power Life Science

**Step 2**

- **Find Images**

- Go to Britannica Images (Library Media Center, Tools, press and hold)

**Step 3**

- **Make a Book**

- Open Book Creator. Title your book. Add text and images.



# What You Should Know ...

Click for the [link](#) ...

## **What You Should Know About iPad Rules** *that your child has already learned*

*iPads are school tools, not personal devices.*

*Anything a student is creating, playing, or viewing on their iPad should be directly related to an assignment or learning goal as approved by a teacher.*

### **Transportation/Storage:**

- iPads should be kept in the backpack from ringing of the bell to next destination.
- iPads should never be out on the playground unless a teacher is asking them to use it.
- iPad should have cover over screen whenever in transport

### **Who can use:**

- Students should use for creating or viewing as directly related to a school assignment or ongoing learning as approved by a teacher.
- Parents are encouraged to monitor their child's device use; focusing on projects created, browser history, and photo library
- Siblings and relatives should only admire from a distance

### **Settings:**

- Lockscreen must have First name, Last Initial, Grade, and Homeroom Teacher.
- Passcodes are not allowed on devices
- Students should not update operating system, apps, or settings without direction of the teacher.

### **Browsing:**

- Use the [Library](#) provided [Tools](#) and [Research](#) sections found on the District page
- Do not use Google Search unless directed by a teacher (inappropriate)
- Do not use YouTube unless directed by a teacher
- Students should never clear history
- Students are invited to bookmark useful sites as recommended by their teachers

### **Images:**

- Use Library [Tools](#) to find appropriate images licensed for you
- Do not search Google Images unless directed by a teacher
- Camera should only be used for school assignments. Students are not allowed to take selfies.

### **Resources:**

- [iLearn 97 Home Page](#) and [Handbook](#)



# Additional iLearn Information

- Please visit our iLearn webpage at [www.op97.org/ilearn](http://www.op97.org/ilearn)
- There is a **FAQ section** with commonly asked questions and an area to ask questions if any come up
- Thank you for attending!

