



**National  
PTA<sup>®</sup>**  
everychild.onevoice.<sup>®</sup>

# PARENTS' GUIDE TO Student Success

## 4TH GRADE

This guide provides an overview of what your child will learn by the end of 4th grade in mathematics and English language arts/literacy. It focuses on the key skills your child will learn in these subjects, which will build a strong foundation for success in the other subjects he or she studies throughout the school year. This guide is based on the new Common Core State Standards, which have been adopted by more than 40 states. These K–12 standards are informed by the highest state standards from across the country. If your child is meeting the expectations outlined in these standards, he or she will be well prepared for 5th grade.

### WHY ARE ACADEMIC STANDARDS IMPORTANT?

Academic standards are important because they help ensure that all students, no matter where they live, are prepared for success in college and the workforce. They help set clear and consistent expectations for students, parents, and teachers; build your child's knowledge and skills; and help set high goals for all students.

Of course, high standards are not the only thing needed for our children's success. But standards provide an important first step — a clear roadmap for learning for teachers, parents, and students. Having clearly defined goals helps families and teachers work together to ensure that students succeed. Standards help parents and teachers know when students need extra assistance or when they need to be challenged even more. They also will help your child develop critical thinking skills that will prepare him or her for college and career.

### HOW CAN I HELP MY CHILD?

You should use this guide to help build a relationship with your child's teacher. You can do this by talking to his or her teacher regularly about how your child is doing — beyond parent-teacher conferences.

At home, you can play an important role in setting high expectations and supporting your child in meeting them. If your child needs a little extra help or wants to learn more about a subject, work with his or her teacher to identify opportunities for tutoring, to get involved in clubs after school, or to find other resources.

### THIS GUIDE INCLUDES

- An overview of some of the key things your child will learn in English/literacy and math in 4th grade
- Ideas for activities to help your child learn at home
- Topics of discussion for talking to your child's teacher about his or her academic progress

# English Language Arts & Literacy

Building the stamina and skills to read challenging fiction, nonfiction, and other materials is fundamental in 4th grade. Your child will continue to learn about the world as well as build vocabulary skills by reading more complicated stories and poems from different cultures and a range of books on history, science, art, and music. Fourth grade students also will make important strides in their ability to explain plainly and in detail what a book says — both explicitly and what is implied from its details. By 4th grade, your child will be writing effective summaries, book reports, and descriptions of characters or events that use correct grammar and punctuation.

## A Sample of What Your Child Will Be Working on in 4th Grade

- Describing the basic elements of stories — such as characters, events, and settings — by drawing on specific details in the text
- Paying close attention to key features of informational books and articles: these include understanding the main and supporting ideas; being able to compare and contrast information; and explaining how the author uses facts, details, and evidence to support particular points
- Comparing ideas, characters, events, and settings in stories and myths from different cultures
- Writing summaries or opinions about topics supported with a set of well-organized facts, details, and examples
- Independently conducting short research projects on different aspects of a topic using evidence from books and the Internet
- Paraphrasing and responding to information presented in discussions, such as comparing and contrasting ideas and analyzing evidence that speakers use to support particular points
- Reporting orally on a topic or telling a story with enough facts and details
- Writing complete sentences with correct capitalization and spelling
- Relating words that are common in reading to words with similar meanings (*synonyms*) and to their opposites (*antonyms*)

### Talking to Your Child's Teacher

#### Keeping the conversation focused.

When you talk to the teacher, do not worry about covering everything. Instead, keep the conversation focused on the most important topics. In 4th grade, these include:

- Comprehending a range of grade-level stories, poems, and informational texts such as biographies, articles, or guidebooks about history, science, or the arts
- Building understanding of relationships between words and nuances in word meanings — *synonyms*, *antonyms*, *idioms* — and using this knowledge to convey ideas precisely

Ask to see a sample of your child's work. Ask the teacher questions such as: Is this piece of work satisfactory? How could it be better? Is my child on track? How can I help my child improve or excel in this area? If my child needs extra support or wants to learn more about a subject, are there resources to help his or her learning outside the classroom?

# Mathematics

In 4th grade, your child will gain important new skills while continuing to build on what he or she learned the previous year. One of the main areas studied in 4th grade is arithmetic and applying it to solve problems. This is an important life skill, and your child should make significant strides in this area during the year. Your child will also build knowledge and skills with fractions to prepare for mastering this topic in 5th and 6th grades. These skills will help ensure your child is ready for algebra and advanced math.

## A Sample of What Your Child Will Be Working on in 4th Grade

- Using whole-number arithmetic to solve word problems, including problems with remainders and problems with measurements
- Adding and subtracting whole numbers quickly and accurately (numbers up to 1 million)
- Multiplying and dividing multi-digit numbers in simple cases (e.g., multiplying  $1,638 \times 7$  or  $24 \times 17$ , and dividing 6,966 by 6)
- Understanding and applying equivalent fractions (e.g., recognizing that  $\frac{1}{4}$  is less than  $\frac{3}{8}$  because  $\frac{3}{8}$  is less than  $\frac{3}{4}$ )
- Adding, subtracting, and multiplying fractions in simple cases (such as  $2\frac{3}{4} - 1\frac{1}{4}$  or  $3 \times \frac{5}{8}$ ), and solving related word problems
- Understanding simple decimals in terms of fractions (e.g., rewriting 0.62 as  $\frac{62}{100}$ )
- Measuring angles and finding unknown angles in a diagram

### Keeping the conversation focused.

When you talk to the teacher, do not worry about covering everything. Instead, keep the conversation focused on the most important topics. In 4th grade, these include:

- Doing arithmetic and solving word problems with multi-digit numbers
- Doing arithmetic and solving word problems with fractions

Ask to see a sample of your child's work. Ask the teacher questions such as: Is this piece of work satisfactory? How could it be better? Is my child on track? How can I help my child improve or excel in this area? If my child needs extra support or wants to learn more about a subject, are there resources to help his or her learning outside the classroom?



Talking to  
Your Child's  
Teacher

# Help Your Child Learn at Home

Learning does not end in the classroom. Children need help and support at home to succeed in their studies. Try to create a quiet place for your child to study, and carve out time *every day* when your child can concentrate on reading, writing, and math uninterrupted by friends, brothers or sisters, or other distractions.

You should also try and sit down with your child at least once a week for 15 to 30 minutes while he or she works on homework. This will keep you informed about what your child is working on, and it will help you be the first to know if your child needs help with specific topics. By taking these small steps, you will be helping your child become successful both in and outside the classroom.

Additionally, here are some activities you can do with your child to support learning at home:

## English Language Arts & Literacy

- Urge your child to use logical arguments to defend his or her opinion. If your child wants a raise in allowance, ask him or her to research commonsense allowance systems and, based on that research, explain reasons why, supported by facts and details.
- Talk about the news together. Pick one story in the news, read it together, and discuss with your child what it means.
- Keep books, magazines, and newspapers at home. Make sure your child sees you reading.

## Mathematics

Look for “word problems” in real life. Some 4th grade examples might include:

- Ask your child to compare numbers using phrases like “times as much.” For example, if the family cat weighs 8 lbs. and the family dog weighs 56 lbs., how many times as much does the dog weigh?
- Ask your child to help you compare fractional amounts — for example, if one recipe calls for  $\frac{2}{3}$  of a cup of oil, but another recipe calls for  $\frac{3}{4}$  of a cup of oil, which recipe calls for more oil? (In 5th grade, your child will learn ways to determine just how much more oil.)

For more information, the full standards are available at [www.corestandards.org](http://www.corestandards.org).

**National  
PTA**<sup>®</sup>  
*everychild.onevoice.*<sup>®</sup>

**National PTA**  
1250 N Pitt Street  
Alexandria, VA 22314  
Toll-Free: (800) 307-4PTA (4782)  
PTA.org • info@pta.org



# parent ROADMAP

SUPPORTING YOUR CHILD IN GRADE FOUR  
**ENGLISH LANGUAGE ARTS**





*America's schools  
are working  
to provide higher  
quality instruction  
than ever before.*

The way we taught students in the past simply does not prepare them for the higher demands of college and careers today and in the future. Your school and schools throughout the country are working to improve teaching and learning to ensure that all children will graduate high school with the skills they need to be successful.

In English language arts and literacy, this means three major changes. Students will continue reading and writing. But in addition to stories and literature, they will read more texts that provide facts and background knowledge in areas including science and social studies. They will read more challenging texts and be asked more questions that will require them to refer back to what they have read. There will also be an increased emphasis on building a strong vocabulary so that students can read and understand challenging material.



## *What your child will be learning in grade four English language arts and literacy*




In grade four, students will continue to build important reading, writing, speaking, and listening skills. They will read more challenging literature, articles, and other sources of information and continue to grow their vocabulary. They will also be expected to clearly explain in detail what they have read by referring to details or information from the text. In writing, students will organize their ideas and develop topics with reasons, facts, details, and other information. Activities in these areas will include:

- Identifying the theme or main idea of a story, play, or poem
- Comparing stories from different cultures
- Explaining how an author uses facts, details, and evidence to support their points
- Reading and understanding information presented in charts, graphs, timelines, and other illustrations
- Learning the rules of spoken and written English
- Learning and using new words, including words related to specific subjects (such as science words)
- Participating in class discussions by listening, asking questions, sharing ideas, and building on the ideas of others
- Giving a class presentation on a topic or telling a story using relevant, organized facts and details and speaking clearly
- Writing stories with dialogue and descriptions of character's actions, thoughts, and feelings
- Taking notes and organizing information from books, articles, and online sources to learn more about a topic
- Writing research or opinion papers over extended periods of time

## *Partnering with your child's teacher*

Don't be afraid to reach out to your child's teacher—you are an important part of your child's education. Ask to see a sample of your child's work or bring a sample with you. Ask the teacher questions like:

- Is my child at the level where he/she should be at this point of the school year?
- What do you think is giving my child the most trouble? How can I help my child improve in this area?
- Where is my child excelling? How can I support this success?



*In grade four, students will read a wide range of literature, including stories, plays, and poems. Additionally, they will read to learn information about history, the world, science, and other areas. Here are just a few examples of how your child will develop important reading skills across grade levels.*

## READING LITERATURE

### Grade Three Reading

- Students recount stories and determine the central message, lesson, or moral, explaining how it is developed in the text.
- Students distinguish their own point of view from that of the narrator or those of the characters.

### Grade Four Reading

- Students determine the theme of a story, play, or poem from details in the text and summarize the text.
- Students compare and contrast the point of view from which different stories are told, including the difference between first- and third-person accounts.

### Grade Five Reading

- Students determine the theme of a story, play, or poem from details in the text, including how characters respond to challenges or how the speaker in a poem reflects upon a topic, and students summarize the text.
- Students describe how a narrator's or speaker's point of view influences how events are described.

## READING FOR INFORMATION

### Grade Three Reading

- Students ask and answer questions about what they read by referring directly to parts of the text.
- Students use information gained from images or illustrations.

### Grade Four Reading

- Students refer to details and examples in a text when explaining what the text says explicitly and when drawing inferences from the text.
- Students interpret information presented in charts, graphs, or other visual sources of information and explain how the information contributes to an understanding of the text.


### Grade Five Reading

- Students quote accurately from a text when explaining what the text says explicitly and when drawing inferences from the text.
- Students draw on information from multiple print or digital sources, demonstrating the ability to locate an answer to a question quickly or to solve a problem efficiently.



*As they progress through grade levels, students will be asked more questions that require them to cite details or information from increasingly challenging texts. This will encourage them to become observant and analytical readers.*





*Writing tasks in grade four may include stories, essays, reports, and persuasive papers. Here are just a few examples of how your child will develop important writing skills across grade levels.*

### **Grade Three Writing**

- Students introduce a topic and use facts, definitions, and details to develop points.
- Students provide a concluding statement or section.
- Students group related information together.
- Students use linking words and phrases to connect ideas, such as *also*, *another*, and *but*.

### **Grade Four Writing**

- Students introduce a topic clearly and develop the topic with facts, definitions, concrete details, quotations, or other information.
- Students provide a concluding statement or section related to the information or explanation presented.
- Students group related information in paragraphs and sections and use formatting (such as headings), illustrations, and multimedia when useful.
- Students link ideas within categories of information using words and phrases (such as *another*, *for example*, *also*, and *because*).
- Students use precise language and subject-specific vocabulary.

### **Grade Five Writing**

- Students introduce a topic clearly, providing a general observation and focus, and develop the topic with facts, definitions, concrete details, quotations, or other information.
- Students provide a concluding statement or section related to the information or explanation presented.
- Students group related information logically and use formatting (such as headings), illustrations, and multimedia when useful.
- Students link ideas within and across categories of information using words, phrases, and clauses (such as *in contrast* or *especially*).
- Students use precise language and subject-specific vocabulary.



*Some writing guidelines may seem similar from year to year. However, with practice at each grade level, students continue to learn and apply the rules of standard written English and to strengthen and expand their vocabulary, use of language, and organization of ideas.*

## *Helping your child learn outside of school*



1. Provide time and space for your child to read independently. This time should be free from distractions such as television.
2. Ask your child what he or she learned from reading and how that knowledge can be used in real life. Have him or her read the most interesting or useful sections aloud.
3. It is also helpful when your child sees other people reading at home. You could share what you have read.
4. Keep track of the time that your child spends reading every day. Note what kind of reading materials he or she likes (books, magazines, newspaper articles, the Internet, etc.). Then look for additional materials that would encourage your child to read more.
5. Be sure your child has a library card. Children should select books they are interested in to develop a passion for reading. Many libraries have book clubs and family activities that make reading fun for the entire family.
6. Use technology to help build your child's interest in reading. There are several websites where students can read books or articles online. The computer will help with words the student cannot read independently. Libraries also have computers students can use to access those sites. Feel free to ask a librarian or teacher for suggestions.

## *Additional Resources*



For more information on the Common Core State Standards for English language arts and literacy, go to <http://www.corestandards.org/about-the-standards/key-points-in-english-language-arts> or <http://www.commoncoreworks.org>.



# parent ROADMAP

SUPPORTING YOUR CHILD IN GRADE FOUR  
**MATHEMATICS**





*America's schools  
are working  
to provide higher  
quality instruction  
than ever before.*

The way we taught students in the past simply does not prepare them for the higher demands of college and careers today and in the future. Your school and schools throughout the country are working to improve teaching and learning to ensure that all children will graduate high school with the skills they need to be successful.

In mathematics, this means three major changes. Teachers will concentrate on teaching a more focused set of major math concepts and skills. This will allow students time to master important ideas and skills in a more organized way throughout the year and from one grade to the next. It will also call for teachers to use rich and challenging math content and to engage students in solving real-world problems in order to inspire greater interest in mathematics.

## What your child will be learning in grade four mathematics



In grade four, your child will use addition, subtraction, multiplication, and division to solve word problems, including problems involving measurement of volume, mass, and time. Students will continue to build their understanding of fractions—creating equal fractions, comparing the size of fractions, adding and subtracting fractions, and multiplying fractions by whole numbers. They will also start to understand the relationship between fractions and decimals. Activities in these areas will include:

- Adding and subtracting whole numbers up to 1 million quickly and accurately
- Solving multi-step word problems, including problems involving measurement and converting measurements from larger to smaller units
- Multiplying and dividing multi-digit numbers
- Extending understanding of fractions by comparing the size of two fractions with different numerators (top numbers) and different denominators (bottom numbers)
- Creating equal fractions ( $\frac{3}{4} = \frac{3 \times 2}{4 \times 2} = \frac{6}{8}$ )
- Adding and subtracting fractions with the same denominator
- Building fractions from smaller fractions ( $\frac{3}{8} = \frac{1}{8} + \frac{1}{8} + \frac{1}{8}$ )
- Connecting addition and subtraction of whole numbers to multiplying fractions by whole numbers
- Connecting addition of fractions to the concept of angle measurement
- Representing and interpreting data
- Converting fractions with denominators of 10 or 100 into decimals
- Locating decimals on a number line
- Comparing decimals and fractions using the symbols  $>$  (more than),  $=$  (equal to), and  $<$  (less than)

## Partnering with your child's teacher

Don't be afraid to reach out to your child's teacher—you are an important part of your child's education. Ask to see a sample of your child's work or bring a sample with you. Ask the teacher questions like:

- Is my child at the level where he/she should be at this point of the school year?
- Where is my child excelling? How can I support this success?
- What do you think is giving my child the most trouble? How can I help my child improve in this area?
- What can I do to help my child with upcoming work?



Here are just a few examples of how students will develop and use their understanding of place value in grade four.

### Grade Three Mathematics

- Use place value understanding to round whole numbers to the nearest 10 or 100
- Quickly and accurately add and subtract numbers through 1000 using knowledge of place value
- Use place value understanding to multiply and divide numbers up through 100
- Multiply one-digit whole numbers by multiples of 10 between 10 and 90. For example,  $9 \times 80$  or  $5 \times 60$

### Grade Four Mathematics

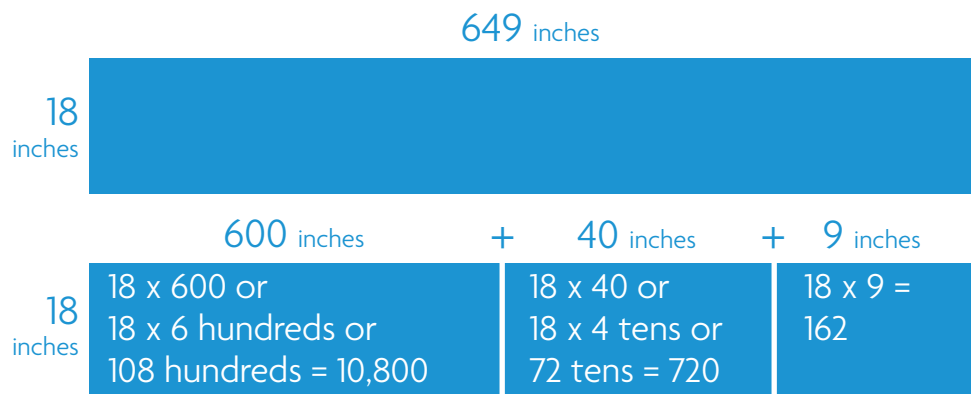
- Use place value understanding to round multi-digit whole numbers to any place
- Recognize that in a multi-digit whole number, a digit in one place represents ten times what it represents in the place to its right
- Use place value understanding to find the product of two multi-digit numbers
- Compare two multi-digit numbers based on meanings of the digits in each place, using the symbols  $>$  (more than),  $=$  (equal to), and  $<$  (less than)

### Grade Five Mathematics

- Use place value understanding to round decimals to any place
- Recognize that in a multi-digit number, a digit in one place represents 10 times as much as it represents in the place to its right and  $\frac{1}{10}$  of what it represents in the place to its left
- Read, write, and compare decimals based on the meanings of the digits in the tenths, hundredths, and thousandths place, using the symbols  $>$ ,  $=$ , and  $<$

To find the area of this rectangle, students can first break it down into three parts. The length of each part can then be multiplied by the width of 18.

$$18(600 + 40 + 9) = 18 \times 600 + 18 \times 40 + 18 \times 9.$$



Students use the concepts of area and place value as strategies to multiply multi-digit numbers. Students will explore a variety of strategies to deepen their understanding of multiplication.

Students learn that  $649 \times 18$  is also equal to  $(649 \times 10) + (649 \times 8)$ .

$$\begin{array}{r} 37 \\ 649 \\ \times 18 \\ \hline 5192 \\ 6490 \\ \hline 11,682 \end{array}$$



Here are just a few examples of how students will learn about and work with fractions in grade four.

### Grade Three Mathematics

- Determine a fraction's place on a number line by defining the length from 0 to 1 as the whole and "cutting it" into equal parts
- Understand two fractions as equal if they are the same size or at the same point on a number line
- Compare the size of two different fractions of the same size object. For example, which is bigger,  $\frac{1}{8}$  of a pizza or  $\frac{1}{6}$  of that same pizza?

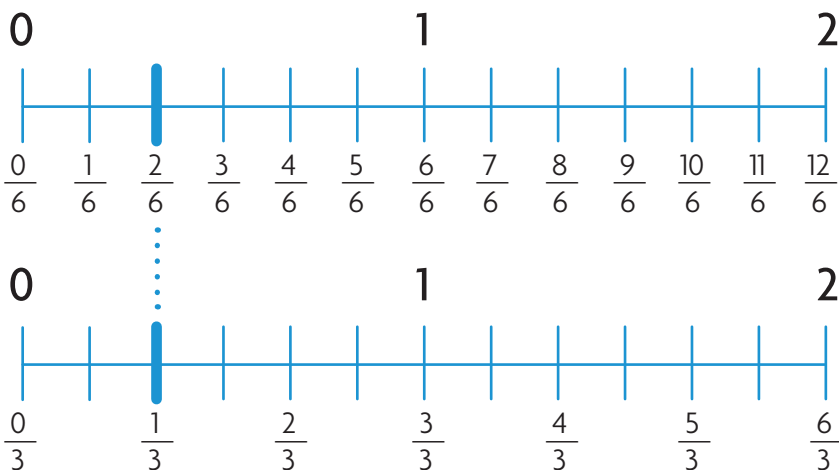
### Grade four Mathematics

- Break down a fraction into smaller fractions with the same denominator, or bottom number, in more than one way ( $\frac{3}{8} = \frac{1}{8} + \frac{1}{8} + \frac{1}{8} = \frac{2}{8} + \frac{1}{8}$ )
- Explain why a fraction is equal to another fraction
- Add and subtract mixed numbers (whole numbers mixed with fractions, such as  $1\frac{1}{5}$ ) with the same denominators
- Multiply a fraction by a whole number

### Grade Five Mathematics

- Interpret a fraction as division of the numerator (the top number) by the denominator (the bottom number)
- Add and subtract fractions with different denominators
- Multiply a fraction by a whole number or another fraction
- Divide fractions by whole numbers and whole numbers by fractions

Students will use the number line to break fractions into smaller fractions and to show that  $\frac{2}{6} = \frac{1}{3}$ .



Understanding and creating equal fractions will prepare students for the next step: adding and subtracting fractions with different denominators.

## Helping your child learn outside of school



1. Use everyday objects to allow your child to explore the concept of fractions. For example, use measuring cups so students see how many times you have to refill a  $\frac{1}{4}$  cup to equal a  $\frac{1}{2}$  cup or how many  $\frac{1}{3}$ 's are in two cups. Have students describe two fractions that are equal using a measuring cup (filling a  $\frac{1}{4}$  measuring cup twice is the same as filling one  $\frac{1}{2}$  measuring cup).
2. Have your child write or describe fractions in different ways. For example, what are some different ways to make  $\frac{3}{4}$ ? Answers could include  $\frac{1}{4} + \frac{1}{4} + \frac{1}{4}$  or  $3 \times \frac{1}{4}$ .
3. Ask your child create and describe equal fractions. For example, have students take a sheet of paper, fold the paper in half, and then unfold and shade  $\frac{1}{2}$ . Then have students take the same sheet of paper and fold the paper in a half again. Unfold the paper and have students discuss the number of parts that are now shaded. Encourage your child to talk about ways to show that  $\frac{1}{2} = \frac{2}{4}$ . (Students may continue this process creating other equal fractions.)
4. Encourage your child to stick with it whenever a problem seems difficult. This will help your child see that **everyone** can learn math.
5. Praise your child when he or she makes an effort and share in the excitement when he or she solves a problem or understands something for the first time.

## Additional Resources



For more information on the Common Core State Standards for mathematics, go to <http://www.corestandards.org/about-the-standards/key-points-in-mathematics> or <http://www.commoncoreworks.org>.

For more information on the standards in mathematics related to place value (Number and Operations in Base Ten) or fractions, go to <http://commoncoretools.me/category/progressions/>.

For more information on helping your child learn mathematics (with activities from pre-school to grade five), go to <http://www2.ed.gov/parents/academic/help/math/index.html>.